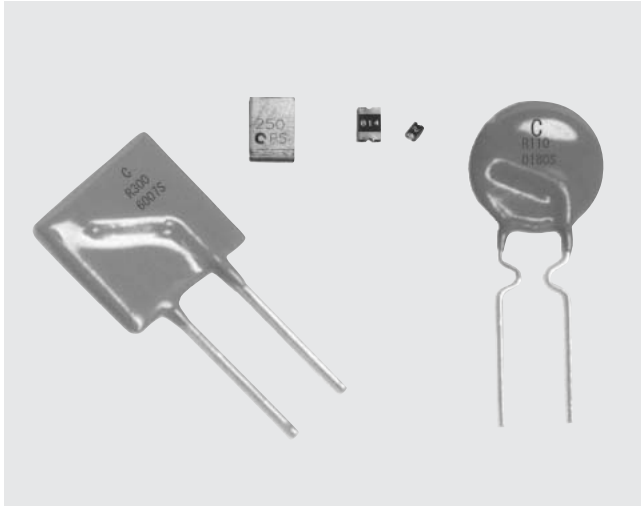


POLYMER RESETTABLE CIRCUIT PROTECTORS

P.R.C.P.



P.R.C.P. series are resettable overcurrent protective devices made of Polymer PTC (Positive Temperature coefficient) thermistor.

Tripped devices are repeatedly used once the fault of the overcurrent is removed.

Therefore, they are the most suitable overcurrent protection devices for the Hot Plug condition interface at plug and play and others, because the time to trip is slow properly and, they do not respond at surge current or rushcurrent condition.

FEATURES


- Quick rising edge at Trip point
- Incombustible UL94V-0
- RoHS compliant
- Agency recognition (UL, CSA, TÜV)

APPLICATIONS

- Motors
- Inverters
- IEEE1394
- USB, Peripheral devices
- Digital cameras
- Printers
- Switching power supply
- Personal computers
- Telecommunication
- Fire alarm systems
- Measurement equipment

PART NUMBER DESIGNATION

P R C P - M S M F 0 7 5 / 2 4 X - 2 C - 9 9



※ The products of halogen free are surface mount type. However, only SM series do not have “C” in the part number.

ELECTRICAL CHARACTERISTICS

Surface Mount Type

● **PRCP-SM Series (7555 mm, 8763 mm)**

Model	V max. (V)	I max. (A)	I hold	I trip	Resistance	
			(A) at 23 °C		(Ω) at 23 °C	
			Hold	Trip	R Min.	R1 Max.
PRCP-SM030	60	40	0.30	0.60	0.90	4.80
PRCP-SM050	60	40	0.50	1.00	0.35	1.40
PRCP-SM075	30	80	0.75	1.50	0.23	1.00
PRCP-SM100	30	80	1.10	2.20	0.12	0.48
PRCP-SM100/33	33	40	1.10	2.20	0.12	0.41
PRCP-SM125	15	100	1.25	2.50	0.07	0.25
PRCP-SM150	15	100	1.50	3.00	0.06	0.25
PRCP-SM150/33	33	40	1.50	3.00	0.06	0.23
PRCP-SM200	15	100	2.00	4.00	0.045	0.125
PRCP-SM250	15	100	2.50	5.00	0.024	0.085
PRCP-SM260	6	100	2.60	5.20	0.025	0.075

● **PRCP-SMDF Series (5050 mm)**

PRCP-SMDF050	60	10	0.55	1.20	0.200	1.0
--------------	----	----	------	------	-------	-----

● **PRCP-MSMF Series (4532 mm)**

PRCP-MSMF010	60.0	40	0.10	0.30	0.70	15.00
PRCP-MSMF014	60.0	40	0.14	0.34	0.40	6.50
PRCP-MSMF020	30.0	80	0.20	0.40	0.40	6.00
PRCP-MSMF030	30.0	10	0.30	0.60	0.30	3.00
PRCP-MSMF050	15.0	100	0.50	1.00	0.15	1.00
PRCP-MSMF075	13.2	100	0.75	1.50	0.11	0.45
PRCP-MSMF075/24	24.0	40	0.75	1.50	0.11	0.45
PRCP-MSMF110	6.0	100	1.10	2.20	0.04	0.21
PRCP-MSMF110/16	16.0	100	1.10	2.20	0.04	0.21
PRCP-MSMF125	6.0	100	1.25	2.50	0.035	0.14
PRCP-MSMF150	6.0	100	1.50	3.00	0.03	0.120
PRCP-MSMF160	8.0	100	1.60	2.80	0.035	0.099
PRCP-MSMF200	8.0	40	2.00	4.00	0.020	0.080
PRCP-MSMF250/16X	16.0	100	2.50	5.00	0.015	0.100
PRCP-MSMF260	6.0	100	2.60	5.20	0.015	0.080

● **PRCP-USMF Series (3225 mm)**

PRCP-USMF005	30	10	0.05	0.15	2.800	50.000
PRCP-USMF010	30	10	0.10	0.30	0.800	15.000
PRCP-USMF020	30	10	0.20	0.40	0.400	5.000
PRCP-USMF035	6	40	0.35	0.75	0.200	1.300
PRCP-USMF050	13.2	40	0.50	1.00	0.180	0.900
PRCP-USMF075	6	40	0.75	1.50	0.070	0.450
PRCP-USMF110	6	40	1.10	2.20	0.050	0.210
PRCP-USMF150	6	40	1.50	3.00	0.030	0.110

● **PRCP-NSMF Series (3216 mm)**

PRCP-NSMF012	30.0	10	0.12	0.29	1.35	8.50
PRCP-NSMF020	24.0	10	0.20	0.46	0.60	2.60
PRCP-NSMF035	6.0	100	0.35	0.75	0.30	1.20
PRCP-NSMF050	13.2	100	0.50	1.00	0.15	0.70
PRCP-NSMF075	6.0	100	0.75	1.50	0.10	0.40
PRCP-NSMF110	6.0	100	1.10	2.20	0.06	0.20
PRCP-NSMF150	6.0	100	1.50	3.00	0.03	0.13
PRCP-NSMF200	6.0	100	2.00	4.00	0.02	0.085

● **PRCP-PSMF Series (2012 mm)**

PRCP-PSMF010X	15	40	0.10	0.30	1.0	7.5
PRCP-PSMF020X	9	40	0.20	0.50	0.65	3.5
PRCP-PSMF035X	6	40	0.35	0.75	0.250	1.200
PRCP-PSMF050X	6	40	0.50	1.00	0.150	0.900
PRCP-PSMF075X	6	40	0.75	1.50	0.090	0.350
PRCP-PSMF110X	6	40	1.10	2.20	0.060	0.210

* Please request an individual data sheet about the details.

■ Specifications are subject to change without notice. Specifications in this catalog are for reference. The formal specification sheets will be submitted upon request.

ELECTRICAL CHARACTERISTICS

Radial Ledged Type

● **PRCP-RX/72 Series (High voltage type)**

Model	V max. (V)	I max. (A)	I hold	I trip	Initial Resistance		1 Hour (R1) Post-Trip Resistance (Ω)
			(A) at 23 °C		(Ω) at 23 °C		
			Hold	Trip	R Min.	R Max.	
PRCP-RX020/72	72	40	0.20	0.40	1.50	2.84	4.40
PRCP-RX025/72	72	40	0.25	0.50	1.00	1.95	3.00
PRCP-RX030/72	72	40	0.30	0.60	0.76	1.36	2.10
PRCP-RX040/72	72	40	0.40	0.80	0.52	0.86	1.29
PRCP-RX050/72	72	40	0.50	1.00	0.41	0.77	1.17
PRCP-RX065/72	72	40	0.65	1.30	0.27	0.48	0.72
PRCP-RX075/72	72	40	0.75	1.50	0.18	0.40	0.60
PRCP-RX090/72	72	40	0.90	1.80	0.14	0.31	0.47
PRCP-RX110/72	72	40	1.10	2.20	0.15	0.25	0.38
PRCP-RX135/72	72	40	1.35	2.70	0.12	0.19	0.30
PRCP-RX160/72	72	40	1.60	3.20	0.09	0.14	0.22
PRCP-RX185/72	72	40	1.85	3.70	0.08	0.12	0.19
PRCP-RX250/72	72	40	2.50	5.00	0.05	0.08	0.13
PRCP-RX300/72	72	40	3.00	6.00	0.04	0.06	0.10
PRCP-RX375/72	72	40	3.75	7.50	0.03	0.05	0.08

● **PRCP-R Series**

PRCP-R005	60	40	0.05	0.10	7.3	11.1	22.0
PRCP-R010	60	40	0.10	0.20	2.50	4.50	7.50
PRCP-R017	60	40	0.17	0.34	2.00	3.20	8.00
PRCP-R020	60	40	0.20	0.40	1.50	2.84	4.40
PRCP-R025	60	40	0.25	0.50	1.00	1.95	3.00
PRCP-R030	60	40	0.30	0.60	0.76	1.36	2.10
PRCP-R040	60	40	0.40	0.80	0.52	0.86	1.29
PRCP-R050	60	40	0.50	1.00	0.41	0.77	1.17
PRCP-R065	60	40	0.65	1.30	0.27	0.48	0.72
PRCP-R075	60	40	0.75	1.50	0.18	0.40	0.60
PRCP-R090	60	40	0.90	1.80	0.14	0.31	0.47
PRCP-R090-0-9	30	40	0.90	1.80	0.07	0.12	0.22
PRCP-R110	30	40	1.10	2.20	0.10	0.18	0.27
PRCP-R135	30	40	1.35	2.70	0.065	0.115	0.17
PRCP-R160	30	40	1.60	3.20	0.055	0.105	0.15
PRCP-R185	30	40	1.85	3.70	0.040	0.07	0.11
PRCP-R250	30	40	2.50	5.00	0.025	0.048	0.07
PRCP-R250-0-10	30	40	2.50	5.00	0.025	0.048	0.07
PRCP-R300	30	40	3.00	6.00	0.020	0.05	0.08
PRCP-R400	30	40	4.00	8.00	0.010	0.03	0.05
PRCP-R500	30	40	5.00	10.00	0.010	0.03	0.05
PRCP-R600	30	40	6.00	12.00	0.005	0.02	0.04
PRCP-R700	30	40	7.00	14.00	0.005	0.02	0.03
PRCP-R800	30	40	8.00	16.00	0.005	0.02	0.03
PRCP-R900	30	40	9.00	18.00	0.005	0.01	0.02
PRCP-R1100	16	100	11.00	22.00	0.003	0.01	0.014

● **PRCP-RG Series**

PRCP-RG300	16	100	3.00	5.10	0.038	0.065	0.098
PRCP-RG500	16	100	5.00	8.50	0.015	0.023	0.034

● **PRCP-RHT Series (Operating Temperature – 40 °C ~125 °C)**

PRCP-RHT070	16	40	0.7	1.4	0.3	0.8
PRCP-RHT200	16	100	2.0	3.8	0.045	0.110
PRCP-RHT450	16	100	4.5	7.8	0.022	0.054
PRCP-RHT650	16	100	6.5	12.0	0.011	0.026
PRCP-RHT750	16	100	7.5	13.1	0.0094	0.022
PRCP-RHT1300	16	100	13.0	24.0	0.0041	0.010

* Please request an individual data sheet about the details.

■ THERMAL DERATING CHART

Surface Mount Type

● PRCP-SM Series (I hold/I trip(A))

Model	周囲動作温度								
	-40 °C	-20 °C	0 °C	23 °C	40 °C	50 °C	60 °C	70 °C	85 °C
PRCP-SM030	0.45/0.90	0.40/0.80	0.35/0.70	0.30/0.60	0.25/0.50	0.23/0.46	0.20/0.40	0.17/0.34	0.14/0.28
PRCP-SM050	0.76/1.52	0.67/1.34	0.59/1.18	0.50/1.00	0.42/0.84	0.38/0.76	0.33/0.66	0.29/0.58	0.23/0.46
PRCP-SM075	1.13/2.26	1.01/2.02	0.88/1.76	0.75/1.50	0.62/1.24	0.56/1.12	0.50/1.00	0.44/0.88	0.34/0.68
PRCP-SM100	1.66/3.32	1.47/2.94	1.29/2.58	1.10/2.20	0.91/1.82	0.83/1.66	0.73/1.46	0.64/1.28	0.50/1.00
PRCP-SM100/33	1.66/3.32	1.47/2.94	1.29/2.58	1.10/2.20	0.91/1.82	0.83/1.66	0.73/1.46	0.64/1.28	0.50/1.00
PRCP-SM125	1.89/3.78	1.68/3.36	1.46/2.92	1.25/2.50	1.04/2.08	0.94/1.88	0.83/1.66	0.73/1.46	0.56/1.12
PRCP-SM150	2.27/4.54	2.01/4.02	1.76/3.52	1.50/3.00	1.25/2.50	1.13/2.26	0.99/1.98	0.87/1.74	0.68/1.36
PRCP-SM150/33	2.27/4.54	2.01/4.02	1.76/3.52	1.50/3.00	1.25/2.50	1.13/2.26	0.99/1.98	0.87/1.74	0.68/1.36
PRCP-SM200	3.02/6.04	2.68/5.36	2.34/4.68	2.00/4.00	1.66/3.32	1.50/3.00	1.32/2.64	1.16/2.32	0.90/1.80
PRCP-SM250	3.78/7.56	3.35/6.70	2.93/5.86	2.50/5.00	2.08/4.16	1.88/3.76	1.65/3.30	1.45/2.90	1.13/2.26
PRCP-SM260	3.64/7.28	3.25/6.50	2.91/5.82	2.60/5.20	2.26/4.52	2.08/4.16	1.95/3.90	1.74/3.48	1.48/2.96

● PRCP-SMDF Series (I hold/I trip (A))

PRCP-SMDF050	0.87/1.90	0.77/1.68	0.67/1.46	0.55/1.20	0.46/1.00	0.41/0.89	0.36/0.79	0.31/0.68	0.23/0.50
--------------	-----------	-----------	-----------	-----------	-----------	-----------	-----------	-----------	-----------

● PRCP-MSMF Series (I hold/I trip (A))

PRCP-MSMF010	0.16/0.32	0.14/0.28	0.12/0.24	0.10/0.20	0.08/0.16	0.07/0.14	0.06/0.12	0.05/0.10	0.03/0.06
PRCP-MSMF014	0.23/0.52	0.19/0.45	0.17/0.40	0.14/0.34	0.12/0.29	0.10/0.25	0.09/0.23	0.08/0.21	0.06/0.16
PRCP-MSMF020	0.29/0.58	0.26/0.52	0.23/0.46	0.20/0.40	0.17/0.34	0.15/0.30	0.14/0.28	0.12/0.24	0.10/0.20
PRCP-MSMF030	0.44/0.88	0.39/0.78	0.35/0.70	0.30/0.60	0.26/0.52	0.23/0.46	0.21/0.42	0.18/0.36	0.15/0.30
PRCP-MSMF050	0.77/1.54	0.68/1.36	0.59/1.18	0.50/1.00	0.44/0.88	0.40/0.80	0.37/0.74	0.33/0.66	0.29/0.58
PRCP-MSMF075	1.15/2.30	1.01/2.02	0.88/1.76	0.75/1.50	0.65/1.30	0.60/1.20	0.55/1.10	0.49/0.98	0.43/0.86
PRCP-MSMF075/24	1.15/2.30	1.01/2.02	0.88/1.76	0.75/1.50	0.65/1.30	0.60/1.20	0.55/1.10	0.49/0.98	0.43/0.86
PRCP-MSMF110	1.59/3.18	1.43/2.86	1.26/2.52	1.10/2.20	0.95/1.90	0.87/1.74	0.80/1.60	0.71/1.42	0.60/1.20
PRCP-MSMF110/16	1.59/3.18	1.43/2.86	1.26/2.52	1.10/2.20	0.95/1.90	0.87/1.74	0.80/1.60	0.71/1.42	0.60/1.20
PRCP-MSMF125	1.80/3.61	1.63/3.25	1.43/2.86	1.25/2.50	1.08/2.16	0.99/1.98	0.91/1.82	0.81/1.62	0.68/1.36
PRCP-MSMF150	2.17/4.34	1.95/3.90	1.72/3.44	1.50/3.00	1.30/2.59	1.18/2.37	1.09/2.18	0.97/1.94	0.82/1.64
PRCP-MSMF160	2.30/5.00	2.20/4.40	1.90/3.80	1.60/2.80	1.45/2.90	1.30/2.60	1.15/2.30	1.03/2.06	0.91/1.82
PRCP-MSMF200	3.08/5.40	2.71/4.74	2.35/4.11	2.00/3.50	1.80/3.15	1.60/2.80	1.50/2.63	1.40/2.40	1.25/2.10
PRCP-MSMF250/16X	3.85/7.70	3.45/6.90	3.00/6.00	2.50/5.00	2.05/4.10	1.85/3.70	1.75/3.50	1.30/2.60	1.10/2.20
PRCP-MSMF260	4.00/7.98	3.52/7.01	3.06/6.09	2.60/5.15	2.34/4.64	2.08/4.13	1.95/3.87	1.39/2.74	1.04/2.05

● PRCP-USMF Series (I hold / I trip (A))

PRCP-USMF005	0.08/0.24	0.07/0.21	0.06/0.18	0.05/0.15	0.04/0.12	0.04/0.12	0.03/0.09	0.03/0.09	0.02/0.06
PRCP-USMF010	0.15/0.30	0.13/0.26	0.12/0.24	0.10/0.20	0.09/0.18	0.08/0.16	0.07/0.14	0.06/0.12	0.05/0.10
PRCP-USMF020	0.32/0.64	0.28/0.56	0.24/0.48	0.20/0.40	0.18/0.36	0.16/0.32	0.14/0.28	0.12/0.24	0.10/0.20
PRCP-USMF035	0.51/1.10	0.46/0.99	0.40/0.86	0.34/0.73	0.30/0.65	0.27/0.58	0.24/0.52	0.22/0.47	0.18/0.39
PRCP-USMF050	0.76/1.52	0.66/1.32	0.58/1.16	0.48/0.96	0.42/0.84	0.38/0.76	0.35/0.70	0.29/0.58	0.23/0.46
PRCP-USMF075	1.10/2.20	0.97/1.94	0.86/1.72	0.72/1.44	0.64/1.28	0.58/1.16	0.55/1.10	0.47/0.94	0.39/0.78
PRCP-USMF110	1.60/3.20	1.42/2.84	1.26/2.52	1.10/2.20	0.94/1.88	0.86/1.72	0.80/1.60	0.70/1.40	0.58/1.16
PRCP-USMF150	2.30/4.60	2.02/4.04	1.76/3.52	1.43/2.86	1.24/2.48	1.11/2.22	1.00/2.00	0.85/1.70	0.65/1.30

● PRCP-NSMF Series (I hold / I trip (A))

PRCP-NSMF012	0.19/0.46	0.17/0.41	0.15/0.36	0.12/0.29	0.11/0.27	0.10/0.24	0.09/0.22	0.08/0.19	0.07/0.17
PRCP-NSMF020	0.30/0.69	0.27/0.62	0.24/0.55	0.20/0.46	0.18/0.42	0.16/0.38	0.14/0.34	0.12/0.30	0.11/0.25
PRCP-NSMF035	0.51/1.25	0.46/1.16	0.40/0.95	0.35/0.75	0.30/0.70	0.27/0.66	0.24/0.60	0.22/0.55	0.18/0.44
PRCP-NSMF050	0.76/1.52	0.68/1.36	0.59/1.18	0.50/1.00	0.44/0.88	0.40/0.80	0.35/0.70	0.32/0.64	0.26/0.52
PRCP-NSMF075	1.11/2.22	1.00/2.00	0.85/1.70	0.75/1.50	0.67/1.34	0.61/1.22	0.52/1.04	0.50/1.00	0.42/0.84
PRCP-NSMF110	1.64/3.28	1.46/2.92	1.30/2.60	1.10/2.20	0.92/1.84	0.83/1.66	0.80/1.60	0.65/1.30	0.52/1.04
PRCP-NSMF150	2.20/4.40	1.99/3.98	1.77/3.54	1.50/3.00	1.34/2.68	1.23/2.46	1.10/2.20	1.01/2.02	0.84/1.68
PRCP-NSMF200	2.88/5.76	2.61/5.22	2.28/4.56	2.00/4.00	1.80/3.60	1.66/3.32	1.51/3.02	1.39/2.78	1.19/2.38

● PRCP-PSMF Series (I hold (A))

PRCP-PSMF010X	0.15	0.13	0.12	0.10	0.09	0.08	0.07	0.06	0.05
PRCP-PSMF020X	0.28	0.25	0.23	0.20	0.17	0.14	0.12	0.10	0.07
PRCP-PSMF035X	0.47	0.44	0.39	0.35	0.30	0.27	0.24	0.20	0.14
PRCP-PSMF050X	0.68	0.62	0.55	0.50	0.40	0.37	0.33	0.29	0.23
PRCP-PSMF075X	1.00	0.90	0.79	0.75	0.63	0.57	0.53	0.42	0.35
PRCP-PSMF110X	1.45	1.35	1.20	1.10	0.92	0.84	0.75	0.65	0.52

■ THERMAL DERATING CHART

Radial Ledged Type

● PRCP-RX/72 Series (I hold(A))

Model	周囲動作温度								
	- 40 °C	- 20 °C	0 °C	23 °C	40 °C	50 °C	60 °C	70 °C	85 °C
PRCP-RX020/72	0.31	0.27	0.24	0.20	0.16	0.14	0.13	0.11	0.08
PRCP-RX025/72	0.39	0.34	0.30	0.25	0.20	0.18	0.16	0.14	0.10
PRCP-RX030/72	0.47	0.41	0.36	0.30	0.24	0.22	0.19	0.16	0.12
PRCP-RX040/72	0.62	0.54	0.48	0.40	0.32	0.29	0.25	0.22	0.16
PRCP-RX050/72	0.78	0.68	0.60	0.50	0.41	0.36	0.32	0.27	0.20
PRCP-RX065/72	1.01	0.88	0.77	0.65	0.53	0.47	0.41	0.35	0.26
PRCP-RX075/72	1.16	1.02	0.89	0.75	0.61	0.54	0.47	0.41	0.30
PRCP-RX090/72	1.40	1.22	1.07	0.90	0.73	0.65	0.57	0.49	0.36
PRCP-RX110/72	1.71	1.50	1.31	1.10	0.89	0.79	0.69	0.59	0.44
PRCP-RX135/72	2.09	1.84	1.61	1.35	1.09	0.97	0.85	0.73	0.54
PRCP-RX160/72	2.48	2.18	1.90	1.60	1.30	1.15	1.01	0.86	0.64
PRCP-RX185/72	2.87	2.52	2.20	1.85	1.50	1.33	1.17	1.00	0.74
PRCP-RX250/72	3.88	3.40	2.98	2.50	2.03	1.80	1.58	1.35	1.00
PRCP-RX300/72	4.65	4.08	3.57	3.00	2.43	2.16	1.89	1.62	1.20
PRCP-RX375/72	5.81	5.10	4.46	3.75	3.04	2.70	2.36	2.03	1.50

● PRCP-R Series (I hold/I trip (A))

PRCP-R005	0.08/0.16	0.07/0.14	0.06/0.12	0.05/0.10	0.04/0.08	0.04/0.08	0.03/0.07	0.03/0.07	0.02/0.05
PRCP-R010	0.16/0.32	0.14/0.28	0.12/0.24	0.10/0.20	0.08/0.16	0.07/0.14	0.06/0.12	0.05/0.10	0.04/0.08
PRCP-R017	0.26/0.52	0.23/0.46	0.20/0.40	0.17/0.34	0.14/0.28	0.12/0.24	0.11/0.22	0.09/0.18	0.07/0.14
PRCP-R020	0.31/0.62	0.27/0.54	0.24/0.48	0.20/0.40	0.16/0.32	0.14/0.28	0.13/0.26	0.11/0.22	0.08/0.16
PRCP-R025	0.39/0.78	0.34/0.68	0.30/0.60	0.25/0.50	0.20/0.40	0.18/0.36	0.16/0.32	0.14/0.28	0.10/0.20
PRCP-R030	0.47/0.94	0.41/0.82	0.36/0.72	0.30/0.60	0.24/0.48	0.22/0.44	0.19/0.38	0.16/0.32	0.12/0.24
PRCP-R040	0.62/1.24	0.54/1.08	0.48/0.96	0.40/0.80	0.32/0.64	0.29/0.58	0.25/0.50	0.22/0.44	0.16/0.32
PRCP-R050	0.78/1.56	0.68/1.36	0.60/1.20	0.50/1.00	0.41/0.82	0.36/0.72	0.32/0.64	0.27/0.54	0.20/0.40
PRCP-R065	1.01/2.02	0.88/1.76	0.77/1.54	0.65/1.30	0.53/1.06	0.47/0.94	0.41/0.82	0.35/0.70	0.26/0.52
PRCP-R075	1.16/2.32	1.02/2.04	0.89/1.78	0.75/1.50	0.61/1.22	0.54/1.08	0.47/0.94	0.41/0.82	0.30/0.60
PRCP-R090	1.40/2.80	1.22/2.44	1.07/2.14	0.90/1.80	0.73/1.46	0.65/1.30	0.57/1.14	0.49/0.98	0.36/0.72
PRCP-R090-0-9	1.40/2.80	1.22/2.44	1.07/2.14	0.90/1.80	0.73/1.46	0.65/1.30	0.57/1.14	0.49/0.98	0.36/0.72
PRCP-R110	1.60/3.20	1.43/2.86	1.27/2.54	1.10/2.20	0.91/1.82	0.85/1.70	0.75/1.50	0.67/1.34	0.57/1.14
PRCP-R135	1.96/3.92	1.76/3.52	1.55/3.10	1.35/2.70	1.12/2.24	1.04/2.08	0.92/1.84	0.82/1.64	0.70/1.40
PRCP-R160	2.32/4.64	2.08/4.16	1.84/3.68	1.60/3.20	1.33/2.66	1.23/2.46	1.09/2.18	0.98/1.96	0.83/1.66
PRCP-R185	2.68/5.36	2.41/4.82	2.13/4.26	1.85/3.70	1.54/3.08	1.42/2.84	1.26/2.52	1.13/2.26	0.96/1.92
PRCP-R250	3.63/7.26	3.25/6.50	2.88/5.76	2.50/5.00	2.08/4.16	1.93/3.86	1.70/3.40	1.53/3.06	1.30/2.60
PRCP-R250-0-10	3.63/7.26	3.25/6.50	2.88/5.76	2.50/5.00	2.08/4.16	1.93/3.86	1.70/3.40	1.53/3.06	1.30/2.60
PRCP-R300	4.35/8.70	3.90/7.80	3.45/6.90	3.00/6.00	2.49/4.98	2.31/4.62	2.04/4.08	1.83/3.66	1.56/3.12
PRCP-R400	5.80/11.6	5.20/10.4	4.60/9.20	4.00/8.00	3.32/6.64	3.08/6.16	2.72/5.44	2.44/4.88	2.08/4.16
PRCP-R500	7.25/14.5	6.50/13.0	5.75/11.5	5.00/10.0	4.15/8.30	3.85/7.70	3.40/6.80	3.05/6.10	2.60/5.20
PRCP-R600	8.70/17.4	7.80/15.6	6.90/13.8	6.00/12.0	4.98/9.96	4.62/9.24	4.08/8.16	3.66/7.32	3.12/6.24
PRCP-R700	10.1/20.3	9.10/18.2	8.05/16.1	7.00/14.0	5.81/11.6	5.39/10.7	4.76/9.52	4.27/9.44	3.64/7.28
PRCP-R800	11.6/23.2	10.4/20.8	9.20/18.4	8.00/16.0	6.64/13.2	6.16/12.3	5.44/10.8	4.88/9.76	4.16/8.32
PRCP-R900	13.0/26.1	11.7/23.4	10.3/20.7	9.00/18.0	7.47/14.9	6.93/12.7	6.12/12.2	5.49/10.9	4.68/9.36
PRCP-R1100	16.1/32.0	14.6/29.2	13.1/26.2	11.0/22.1	9.40/18.4	8.80/17.6	7.80/15.6	6.90/13.8	5.20/10.4

● PRCP-RG Series (I hold (A))

PRCP-RG300	4.4	4.0	3.6	3.0	2.6	2.4	2.1	1.9	1.4
PRCP-RG500	7.3	6.6	6.0	5.0	4.4	4.0	3.6	3.1	2.4

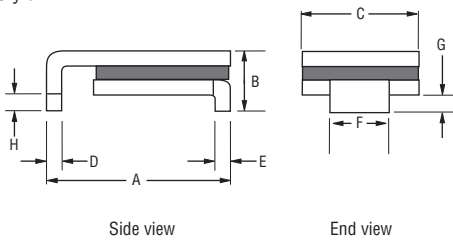
● PRCP-RHT Series (I hold (A))

Model	周囲動作温度									
	- 40 °C	- 20 °C	0 °C	23 °C	40 °C	50 °C	60 °C	70 °C	85 °C	125 °C
PRCP-RHT070	0.95	0.87	0.79	0.7	0.62	0.56	0.51	0.47	0.39	0.17
PRCP-RHT200	2.71	2.49	2.26	2.00	1.77	1.60	1.46	1.34	1.11	0.49
PRCP-RHT450	6.1	5.6	5.1	4.5	4.0	3.6	3.3	3.0	2.5	1.1
PRCP-RHT650	8.8	8.1	7.4	6.5	5.7	5.3	4.8	4.3	3.6	1.6
PRCP-RHT750	10.2	9.4	8.6	7.5	6.6	6.1	5.6	5.0	4.1	1.9
PRCP-RHT1300	17.7	16.3	14.8	13.0	11.4	10.5	9.6	8.6	7.2	3.3

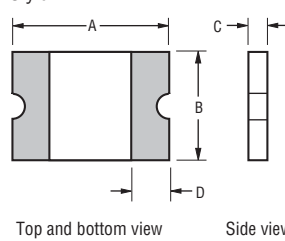
OUTLINE DIMENSIONS

Surface Mount Type

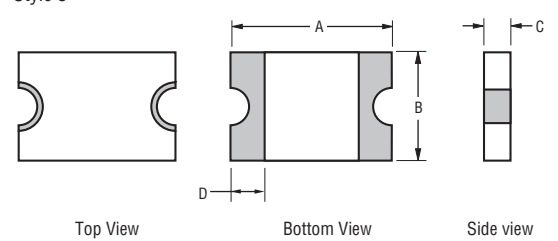
Style 1



Style 2



Style 3



●PRCP-SM Series (mm/in)

Model	A		B	C	D		E		F		G		H	Style
	Min.	Max.	Max.	Max.	Min.	Max.	Min.	Max.	Min.	Max.	Min.	Max.	Min.	
PRCP-SM030	6.73 (0.265)	7.98 (0.314)	3.18 (0.125)	5.44 (0.214)	0.56 (0.022)	0.71 (0.028)	0.56 (0.022)	0.71 (0.028)	2.16 (0.085)	2.41 (0.095)	0.66 (0.026)	1.37 (0.054)	0.43 (0.017)	1
PRCP-SM050	6.73 (0.265)	7.98 (0.314)	3.18 (0.125)	5.44 (0.214)	0.56 (0.022)	0.71 (0.028)	0.56 (0.022)	0.71 (0.028)	2.16 (0.085)	2.41 (0.095)	0.66 (0.026)	1.37 (0.054)	0.43 (0.017)	1
PRCP-SM075	6.73 (0.265)	7.98 (0.314)	3.18 (0.125)	5.44 (0.214)	0.56 (0.022)	0.71 (0.028)	0.56 (0.022)	0.71 (0.028)	2.16 (0.085)	2.41 (0.095)	0.66 (0.026)	1.37 (0.054)	0.43 (0.017)	1
PRCP-SM100	6.73 (0.265)	7.98 (0.314)	3.00 (0.118)	5.44 (0.214)	0.56 (0.022)	0.71 (0.028)	0.56 (0.022)	0.71 (0.028)	2.16 (0.085)	2.41 (0.095)	0.66 (0.026)	1.37 (0.054)	0.43 (0.017)	1
PRCP-SM100/33	6.73 (0.265)	7.98 (0.314)	3.00 (0.118)	5.44 (0.214)	0.56 (0.022)	0.71 (0.028)	0.56 (0.022)	0.71 (0.028)	2.16 (0.085)	2.41 (0.095)	0.66 (0.026)	1.37 (0.054)	0.43 (0.017)	1
PRCP-SM125	6.73 (0.265)	7.98 (0.314)	3.00 (0.118)	5.44 (0.214)	0.56 (0.022)	0.71 (0.028)	0.56 (0.022)	0.71 (0.028)	2.16 (0.085)	2.41 (0.095)	0.66 (0.026)	1.37 (0.054)	0.43 (0.017)	1
PRCP-SM150	8.00 (0.315)	9.50 (0.374)	3.00 (0.118)	6.71 (0.264)	0.56 (0.022)	0.71 (0.028)	0.56 (0.022)	0.71 (0.028)	3.68 (0.145)	3.94 (0.155)	0.66 (0.026)	1.37 (0.054)	0.43 (0.017)	1
PRCP-SM150/33	8.00 (0.315)	9.50 (0.374)	3.00 (0.118)	6.71 (0.264)	0.56 (0.022)	0.71 (0.028)	0.56 (0.022)	0.71 (0.028)	3.68 (0.145)	3.94 (0.155)	0.66 (0.026)	1.37 (0.054)	0.43 (0.017)	1
PRCP-SM200	8.00 (0.315)	9.50 (0.374)	3.00 (0.118)	6.71 (0.264)	0.56 (0.022)	0.71 (0.028)	0.56 (0.022)	0.71 (0.028)	3.68 (0.145)	3.94 (0.155)	0.66 (0.026)	1.37 (0.054)	0.43 (0.017)	1
PRCP-SM250	8.00 (0.315)	9.50 (0.374)	3.00 (0.118)	6.71 (0.264)	0.56 (0.022)	0.71 (0.028)	0.56 (0.022)	0.71 (0.028)	3.68 (0.145)	3.94 (0.155)	0.66 (0.026)	1.37 (0.054)	0.43 (0.017)	1
PRCP-SM260	6.73 (0.265)	7.98 (0.314)	3.00 (0.118)	5.44 (0.214)	0.56 (0.022)	0.71 (0.028)	0.56 (0.022)	0.71 (0.028)	2.16 (0.085)	2.41 (0.095)	0.66 (0.026)	1.37 (0.054)	0.43 (0.017)	1

● PRCP-SMDF Series (mm/in)

Model	A		B		C		D	Style
	Min.	Max.	Min.	Max.	Min.	Max.	Min.	
PRCP-SMDF050	4.72 (0.186)	5.44 (0.214)	4.22 (0.166)	4.93 (0.194)	0.79 (0.031)	1.09 (0.043)	0.30 (0.012)	2

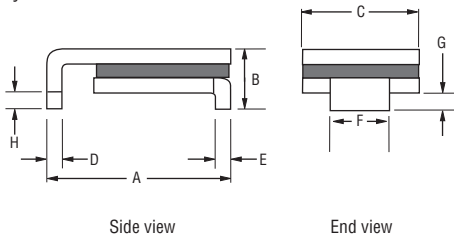
● PRCP-USMF Series (mm/in)

Model	A		B		C		D	Style
	Min.	Max.	Min.	Max.	Min.	Max.	Min.	
PRCP-USMF005	3.00 (0.118)	3.43 (0.135)	2.35 (0.093)	2.80 (0.110)	0.80 (0.031)	1.1 (0.043)	0.30 (0.012)	2
PRCP-USMF010	3.00 (0.118)	3.43 (0.135)	2.35 (0.093)	2.80 (0.110)	0.80 (0.031)	1.1 (0.043)	0.30 (0.012)	2
PRCP-USMF020	3.00 (0.118)	3.43 (0.135)	2.35 (0.093)	2.80 (0.110)	0.80 (0.031)	1.1 (0.043)	0.30 (0.012)	2
PRCP-USMF035	3.00 (0.118)	3.43 (0.135)	2.35 (0.093)	2.80 (0.110)	0.55 (0.022)	0.85 (0.033)	0.30 (0.012)	2
PRCP-USMF050	3.00 (0.118)	3.43 (0.135)	2.35 (0.093)	2.80 (0.110)	0.55 (0.022)	0.85 (0.033)	0.30 (0.012)	2
PRCP-USMF075	3.00 (0.118)	3.43 (0.135)	2.35 (0.093)	2.80 (0.110)	0.55 (0.022)	0.85 (0.033)	0.30 (0.012)	2
PRCP-USMF110	3.00 (0.118)	3.43 (0.135)	2.35 (0.093)	2.80 (0.110)	0.55 (0.022)	0.85 (0.033)	0.30 (0.012)	2
PRCP-USMF150	3.00 (0.118)	3.43 (0.135)	2.35 (0.093)	2.80 (0.110)	0.40 (0.016)	0.85 (0.033)	0.30 (0.012)	2

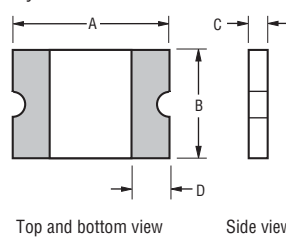
OUTLINE DIMENSIONS

Surface Mount Type

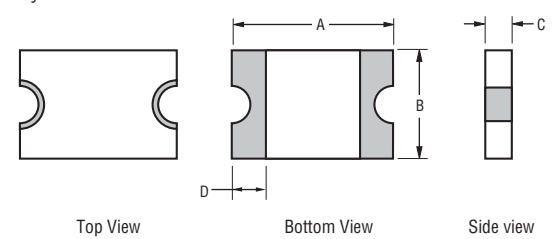
Style 1



Style 2



Style 3



● PRCP-MSMF Series (mm/in)

Model	A		B		C		D	Style
	Min.	Max.	Min.	Max.	Min.	Max.	Min.	
PRCP-MSMF010	4.37 (0.172)	4.73 (0.186)	3.07 (0.121)	3.41 (0.134)	0.70 (0.028)	1.10 (0.043)	0.30 (0.012)	2
PRCP-MSMF014	4.37 (0.172)	4.73 (0.186)	3.07 (0.121)	3.41 (0.134)	0.70 (0.028)	1.10 (0.043)	0.30 (0.012)	2
PRCP-MSMF020	4.37 (0.172)	4.73 (0.186)	3.07 (0.121)	3.41 (0.134)	0.70 (0.028)	1.10 (0.043)	0.30 (0.012)	2
PRCP-MSMF030	4.37 (0.172)	4.73 (0.186)	3.07 (0.121)	3.41 (0.134)	0.70 (0.028)	1.10 (0.043)	0.30 (0.012)	2
PRCP-MSMF050	4.37 (0.172)	4.73 (0.186)	3.07 (0.121)	3.41 (0.134)	0.55 (0.015)	0.85 (0.033)	0.30 (0.012)	2
PRCP-MSMF075	4.37 (0.172)	4.73 (0.186)	3.07 (0.121)	3.41 (0.134)	0.55 (0.015)	0.85 (0.033)	0.30 (0.012)	2
PRCP-MSMF075/24	4.37 (0.172)	4.73 (0.186)	3.07 (0.121)	3.41 (0.134)	0.55 (0.015)	0.85 (0.033)	0.30 (0.012)	2
PRCP-MSMF110	4.37 (0.172)	4.73 (0.186)	3.07 (0.121)	3.41 (0.134)	0.45 (0.018)	0.75 (0.030)	0.30 (0.012)	2
PRCP-MSMF110/16	4.37 (0.172)	4.73 (0.186)	3.07 (0.121)	3.41 (0.134)	0.45 (0.018)	0.75 (0.030)	0.30 (0.012)	2
PRCP-MSMF125	4.37 (0.172)	4.73 (0.186)	3.07 (0.121)	3.41 (0.134)	0.55 (0.015)	0.85 (0.033)	0.30 (0.012)	2
PRCP-MSMF150	4.37 (0.172)	4.73 (0.186)	3.07 (0.121)	3.41 (0.134)	0.55 (0.015)	0.85 (0.033)	0.30 (0.012)	2
PRCP-MSMF160	4.37 (0.172)	4.73 (0.186)	3.07 (0.121)	3.41 (0.134)	0.55 (0.015)	0.85 (0.033)	0.30 (0.012)	2
PRCP-MSMF200	4.37 (0.172)	4.73 (0.186)	3.07 (0.121)	3.41 (0.134)	0.55 (0.015)	0.85 (0.033)	0.30 (0.012)	2
PRCP-MSMF250/16X	4.37 (0.172)	4.83 (0.190)	3.07 (0.121)	3.41 (0.134)	0.70 (0.028)	1.60 (0.063)	0.30 (0.012)	3
PRCP-MSMF260	4.37 (0.172)	4.73 (0.186)	3.07 (0.121)	3.41 (0.134)	0.48 (0.019)	0.85 (0.033)	0.30 (0.012)	2

● PRCP-NSMF Series (mm/in)

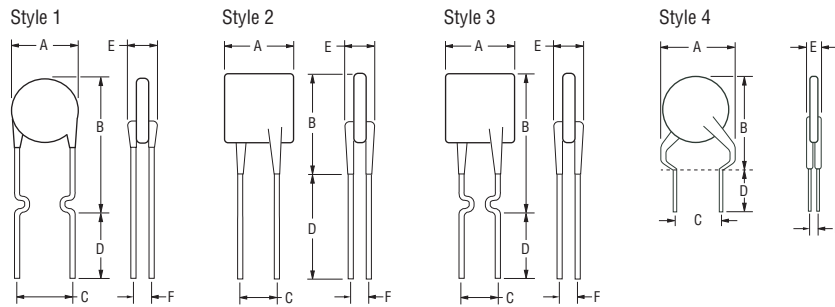
Model	A		B		C		D	Style
	Min.	Max.	Min.	Max.	Min.	Max.	Min.	
PRCP-NSMF012	3.00 (0.118)	3.40 (0.134)	1.40 (0.055)	1.80 (0.071)	0.70 (0.028)	1.10 (0.043)	0.25 (0.010)	2
PRCP-NSMF020	3.00 (0.118)	3.40 (0.134)	1.40 (0.055)	1.80 (0.071)	0.48 (0.019)	0.85 (0.033)	0.25 (0.010)	2
PRCP-NSMF035	3.00 (0.118)	3.40 (0.134)	1.40 (0.055)	1.80 (0.071)	0.48 (0.019)	0.85 (0.033)	0.25 (0.010)	2
PRCP-NSMF050	3.00 (0.118)	3.40 (0.134)	1.40 (0.055)	1.80 (0.071)	0.40 (0.016)	0.85 (0.033)	0.25 (0.010)	2
PRCP-NSMF075	3.00 (0.118)	3.40 (0.134)	1.40 (0.055)	1.80 (0.071)	0.40 (0.016)	0.85 (0.033)	0.25 (0.010)	2
PRCP-NSMF110	3.00 (0.118)	3.40 (0.134)	1.40 (0.055)	1.80 (0.071)	0.40 (0.016)	0.70 (0.028)	0.25 (0.010)	2
PRCP-NSMF150	3.00 (0.118)	3.40 (0.134)	1.40 (0.055)	1.80 (0.071)	0.40 (0.016)	0.70 (0.028)	0.25 (0.010)	2
PRCP-NSMF200	3.00 (0.118)	3.40 (0.134)	1.40 (0.055)	1.80 (0.071)	0.70 (0.028)	1.60 (0.063)	0.25 (0.010)	2

● PRCP-PSMF Series (mm/in)

Model	A		B		C		D	Style
	Min.	Max.	Min.	Max.	Min.	Max.	Min.	
PRCP-PSMF010X	2.00 (0.079)	2.30 (0.091)	1.20 (0.047)	1.50 (0.059)	0.48 (0.019)	0.85 (0.033)	0.20 (0.008)	2
PRCP-PSMF020X	2.00 (0.079)	2.30 (0.091)	1.20 (0.047)	1.50 (0.059)	0.48 (0.019)	0.85 (0.033)	0.20 (0.008)	2
PRCP-PSMF035X	2.00 (0.079)	2.30 (0.091)	1.20 (0.047)	1.50 (0.059)	0.48 (0.019)	0.85 (0.033)	0.20 (0.008)	2
PRCP-PSMF050X	2.00 (0.079)	2.30 (0.091)	1.20 (0.047)	1.50 (0.059)	0.48 (0.019)	0.85 (0.033)	0.20 (0.008)	2
PRCP-PSMF075X	2.00 (0.079)	2.30 (0.091)	1.20 (0.047)	1.50 (0.059)	0.75 (0.030)	1.25 (0.049)	0.20 (0.008)	2
PRCP-PSMF110X	2.00 (0.079)	2.30 (0.091)	1.20 (0.047)	1.50 (0.059)	0.75 (0.030)	1.25 (0.049)	0.20 (0.008)	2

OUTLINE DIMENSIONS

Radial Leaded Type



● PRCP-RX/72 Series (mm/in)

Model	A		B		C		D		E		F	Style
	Max.	Max.	Nom.	Tol. ±	Min.	Max.	TYP.					
PRCP-RX020/72	7.4 (0.291)	12.7 (0.5)	5.1 (0.201)	0.7 (0.028)	7.6 (0.299)	3.1 (0.122)	1.04	1				
PRCP-RX025/72	7.4 (0.291)	12.7 (0.5)	5.1 (0.201)	0.7 (0.028)	7.6 (0.299)	3.1 (0.122)	1.04	1				
PRCP-RX030/72	7.4 (0.291)	13.4 (0.528)	5.1 (0.201)	0.7 (0.028)	7.6 (0.299)	3.1 (0.122)	1.04	1				
PRCP-RX040/72	7.40 (0.291)	13.7 (0.539)	5.1 (0.201)	0.7 (0.028)	7.6 (0.299)	3.1 (0.122)	1.04	1				
PRCP-RX050/72	7.9 (0.311)	13.7 (0.539)	5.1 (0.201)	0.7 (0.028)	7.6 (0.299)	3.1 (0.122)	1.04	1				
PRCP-RX065/72	9.7 (0.382)	15.2 (0.598)	5.1 (0.201)	0.7 (0.028)	7.6 (0.299)	3.1 (0.122)	1.04	1				
PRCP-RX075/72	10.4 (0.409)	16.0 (0.630)	5.1 (0.201)	0.7 (0.028)	7.6 (0.299)	3.1 (0.122)	1.04	1				
PRCP-RX090/72	11.7 (0.461)	16.7 (0.657)	5.1 (0.201)	0.7 (0.028)	7.6 (0.299)	3.1 (0.122)	1.04	1				
PRCP-RX110/72	10.84 (0.427)	16.8 (0.663)	5.1 (0.201)	0.7 (0.028)	7.6 (0.299)	3.1 (0.122)	1.34	2				
PRCP-RX135/72	12.26 (0.483)	18.3 (0.720)	5.1 (0.201)	0.7 (0.028)	7.6 (0.299)	3.1 (0.122)	1.34	2				
PRCP-RX160/72	13.94 (0.549)	19.9 (0.785)	5.1 (0.201)	0.7 (0.028)	7.6 (0.299)	3.1 (0.122)	1.34	2				
PRCP-RX185/72	15.18 (0.598)	21.2 (0.834)	5.1 (0.201)	0.7 (0.028)	7.6 (0.299)	3.1 (0.122)	1.34	2				
PRCP-RX250/72	17.84 (0.702)	23.8 (0.939)	10.2 (0.402)	0.7 (0.028)	7.6 (0.299)	3.1 (0.122)	1.34	2				
PRCP-RX300/72	20.67 (0.814)	26.7 (1.050)	10.2 (0.402)	0.7 (0.028)	7.6 (0.299)	3.1 (0.122)	1.34	2				
PRCP-RX375/72	23.51 (0.925)	29.6 (1.162)	10.2 (0.402)	0.7 (0.028)	7.6 (0.299)	3.1 (0.122)	1.34	2				

● PRCP-RG Series (mm/in)

Model	A		B		C		D		E		F	Style
	Max.	Max.	Nom.	Tol. ±	Min.	Max.	TYP.					
PRCP-RG300	7.1 (0.280)	11.0 (0.433)	5.1 (0.201)	0.7 (0.028)	7.6 (0.299)	3.0 (0.118)	1.09	2				
PRCP-RG500	10.4 (0.409)	14.3 (0.563)	5.1 (0.201)	0.7 (0.028)	7.6 (0.299)	3.0 (0.118)	1.09	2				

● PRCP-RHT Series (mm/in)

Model	A		B		C		D		E		F	Style
	Max.	Max.	Nom.	Tol. ±	Min.	Max.	TYP.					
PRCP-RHT070	6.86 (0.27)	10.8 (0.425)	5.1 (0.201)	0.7 (0.028)	7.6 (0.30)	3.0 (0.12)	0.96	3				
PRCP-RHT200	9.4 (0.37)	14.0 (0.55)	5.1 (0.201)	0.7 (0.028)	7.6 (0.30)	3.0 (0.12)	0.91	3				
PRCP-RHT450	10.4 (0.41)	15.6 (0.61)	5.1 (0.201)	0.7 (0.028)	7.6 (0.30)	3.0 (0.12)	1.21	2				
PRCP-RHT650	12.7 (0.50)	22.2 (0.88)	5.1 (0.201)	0.7 (0.028)	7.6 (0.30)	3.0 (0.12)	1.21	2				
PRCP-RHT750	14.0 (0.55)	23.5 (0.93)	5.1 (0.201)	0.7 (0.028)	7.6 (0.30)	3.0 (0.12)	1.21	2				
PRCP-RHT1300	23.5 (0.925)	28.7 (1.17)	10.2 (0.402)	0.7 (0.028)	7.6 (0.30)	3.6 (0.14)	1.40	2				

● PRCP-R Series (mm/in)

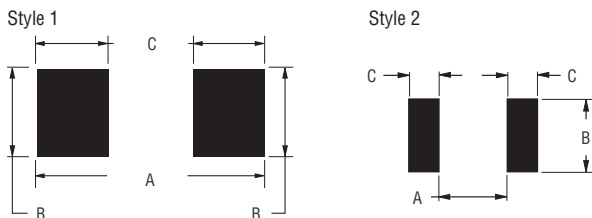
Model	A		B		C		D		E		F	Style
	Max.	Max.	Nom.	Tol. ±	Min.	Max.	TYP.					
PRCP-R005	8.0 (0.315)	8.3 (0.327)	5.1 (0.201)	0.7 (0.028)	7.6 (0.299)	3.1 (0.122)	0.94	4				
PRCP-R010	7.4 (0.291)	12.7 (0.5)	5.1 (0.201)	0.7 (0.028)	7.6 (0.299)	3.1 (0.122)	1.03	1				
PRCP-R017	7.4 (0.291)	12.7 (0.5)	5.1 (0.201)	0.7 (0.028)	7.6 (0.299)	3.1 (0.122)	1.04	1				
PRCP-R020	7.4 (0.291)	12.7 (0.5)	5.1 (0.201)	0.7 (0.028)	7.6 (0.299)	3.1 (0.122)	1.04	1				
PRCP-R025	7.4 (0.291)	12.7 (0.5)	5.1 (0.201)	0.7 (0.028)	7.6 (0.299)	3.1 (0.122)	1.04	1				
PRCP-R030	7.4 (0.291)	13.4 (0.528)	5.1 (0.201)	0.7 (0.028)	7.6 (0.299)	3.1 (0.122)	1.04	1				
PRCP-R040	7.4 (0.291)	13.7 (0.538)	5.1 (0.201)	0.7 (0.028)	7.6 (0.299)	3.1 (0.122)	1.04	1				
PRCP-R050	7.9 (0.311)	13.7 (0.538)	5.1 (0.201)	0.7 (0.028)	7.6 (0.299)	3.1 (0.122)	1.04	1				
PRCP-R065	9.7 (0.382)	15.2 (0.598)	5.1 (0.201)	0.7 (0.028)	7.6 (0.299)	3.1 (0.122)	1.04	1				
PRCP-R075	10.4 (0.409)	16.0 (0.630)	5.1 (0.201)	0.7 (0.028)	7.6 (0.299)	3.1 (0.122)	1.04	1				
PRCP-R090	11.7 (0.461)	16.7 (0.657)	5.1 (0.201)	0.7 (0.028)	7.6 (0.299)	3.1 (0.122)	1.04	1				
PRCP-R090-0-9	7.4 (0.291)	12.2 (0.480)	5.1 (0.201)	0.7 (0.028)	7.6 (0.299)	3.0 (0.118)	1.01	3				
PRCP-R110	8.9 (0.350)	14.0 (0.551)	5.1 (0.201)	0.7 (0.028)	7.6 (0.299)	3.0 (0.118)	0.87	1				
PRCP-R135	8.9 (0.350)	18.9 (0.744)	5.1 (0.201)	0.7 (0.028)	7.6 (0.299)	3.0 (0.118)	0.87	1				
PRCP-R160	10.2 (0.402)	16.8 (0.661)	5.1 (0.201)	0.7 (0.028)	7.6 (0.299)	3.0 (0.118)	0.87	1				
PRCP-R185	12.0 (0.472)	18.4 (0.724)	5.1 (0.201)	0.7 (0.028)	7.6 (0.299)	3.0 (0.118)	0.87	1				
PRCP-R250	12.0 (0.472)	18.3 (0.720)	5.1 (0.201)	0.7 (0.028)	7.6 (0.299)	3.0 (0.118)	1.17	2				
PRCP-R250-0-10	12.0 (0.472)	18.3 (0.720)	5.1 (0.201)	0.7 (0.028)	7.6 (0.299)	3.0 (0.118)	0.87	3				
PRCP-R300	12.0 (0.472)	18.3 (0.720)	5.1 (0.201)	0.7 (0.028)	7.6 (0.299)	3.0 (0.118)	1.17	2				
PRCP-R400	14.4 (0.567)	24.8 (0.976)	5.1 (0.201)	0.7 (0.028)	7.6 (0.299)	3.0 (0.118)	1.17	2				
PRCP-R500	17.4 (0.685)	24.9 (0.980)	10.2 (0.402)	0.7 (0.028)	7.6 (0.299)	3.0 (0.118)	1.17	2				
PRCP-R600	19.3 (0.760)	31.9 (1.256)	10.2 (0.402)	0.7 (0.028)	7.6 (0.299)	3.0 (0.118)	1.17	2				
PRCP-R700	22.1 (0.870)	29.8 (1.173)	10.2 (0.402)	0.7 (0.028)	7.6 (0.299)	3.0 (0.118)	1.17	2				
PRCP-R800	24.2 (0.953)	32.9 (1.295)	10.2 (0.402)	0.7 (0.028)	7.6 (0.299)	3.0 (0.118)	1.17	2				
PRCP-R900	24.2 (0.953)	32.9 (1.295)	10.2 (0.402)	0.7 (0.028)	7.6 (0.299)	3.0 (0.118)	1.17	2				
PRCP-R1100	24.2 (0.953)	32.9 (1.295)	10.2 (0.402)	0.7 (0.028)	7.6 (0.299)	3.0 (0.118)	1.17	2				

ENVIRONMENTAL CHARACTERISTICS

Model	Test conditions	Specifications [RHT series]
Operating Temperature		- 40 °C ~ 85 °C [- 40 °C ~ 125 °C]
Maximun Device Surface Temperature in Tripped State		125 °C max. [145 °C max.]
Passive Aging	85°C, 1000 hours	抵抗値変化 ± 5 % ± 5 % typical resistance change [± 15 %]
Humidity Aging	85°C, 85%RH, 1000 hours	抵抗値変化 ± 5 % ± 5 % typical resistance change [± 15 %]
Thermal Shock	125°C to -55°C, 10 cycles or 85°C to -40°C, 20 cycles	± 10 % typical resistance change [± 10 %]
Solvent Resistance	MIL-STD-202 Method 215	No change
Vibration	MIL-STD-883C Method 2007.1, Condition A	No change

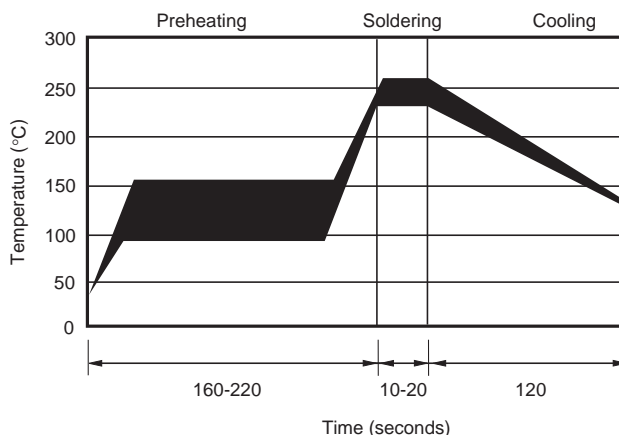
※Please request an individual data sheet about the details.

RECOMMENDED PAD LAYOUT



Model	A mm/(in)	B mm/(in)	C mm/(in)	Style
PRCP-SM 030, 050, 075, 100, 100/33, 125, 260	9.7 ± 0.1 (0.38 ± 0.004)	3.1 ± 0.1 (0.12 ± 0.004)	2.3 ± 0.1 (0.09 ± 0.004)	1
PRCP-SM 150, 150/33, 200, 250	10.7 ± 0.1 (0.42 ± 0.004)	4.6 ± 0.1 (0.18 ± 0.004)	2.3 ± 0.1 (0.09 ± 0.004)	1
PRCP-SMDF	3.4 ± 0.1 (0.134 ± 0.004)	4.6 ± 0.1 (0.181 ± 0.004)	1.5 ± 0.05 (0.059 ± 0.002)	2
PRCP-MSMF	2.7 ± 0.1 (0.106 ± 0.004)	3.2 ± 0.1 (0.126 ± 0.004)	1.5 ± 0.05 (0.059 ± 0.002)	2
PRCP-MSMF250/16X	3.1 ± 0.1 (0.122 ± 0.004)	2.95 ± 0.1 (0.114 ± 0.004)	1.68 ± 0.05 (0.066 ± 0.002)	2
PRCP-USMF	2.0 ± 0.1 (0.079 ± 0.004)	2.5 ± 0.1 (0.098 ± 0.004)	1.0 ± 0.05 (0.039 ± 0.002)	2
PRCP-NSMF	2.0 ± 0.1 (0.079 ± 0.004)	1.6 ± 0.1 (0.063 ± 0.004)	1.0 ± 0.05 (0.039 ± 0.002)	2
PRCP-PSMF	1.20 ± 0.1 (0.047 ± 0.004)	1.5 ± 0.1 (0.059 ± 0.004)	1.0 ± 0.05 (0.039 ± 0.002)	2

SOLDER REFLOW RECOMMENDATIONS

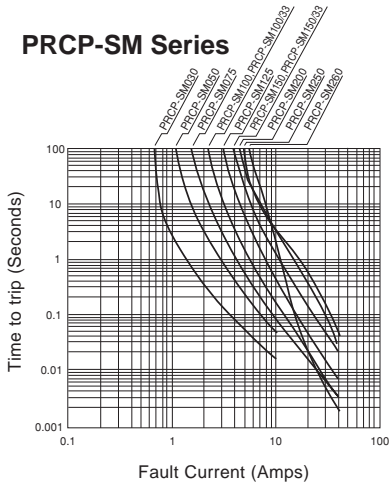


- Lead-free plating : Peak temperature 255 °C
- Reflow : 2 times maximum

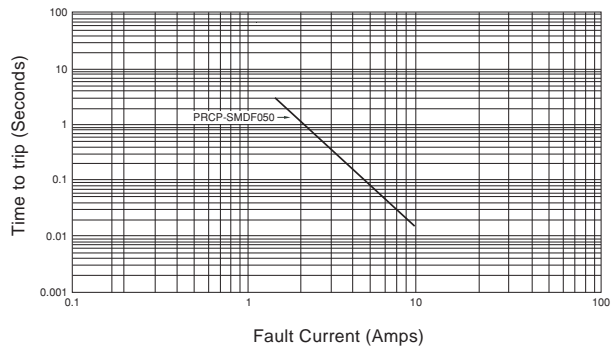
P.R.C.P.
POLYMER RESETTABLE CIRCUIT PROTECTORS

TYPICAL TIME TO TRIP AT 23 °C

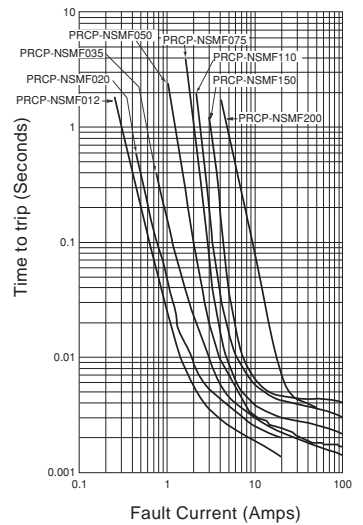
PRCP-SM Series



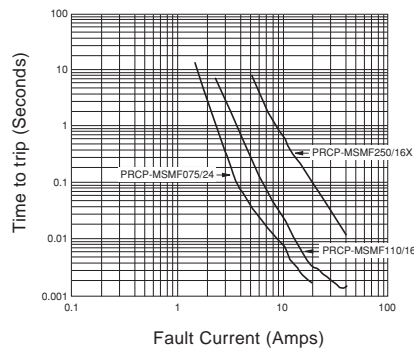
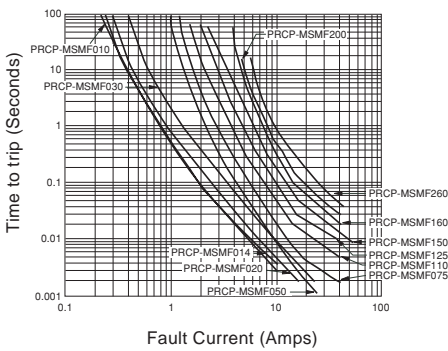
PRCP-SMDF Series



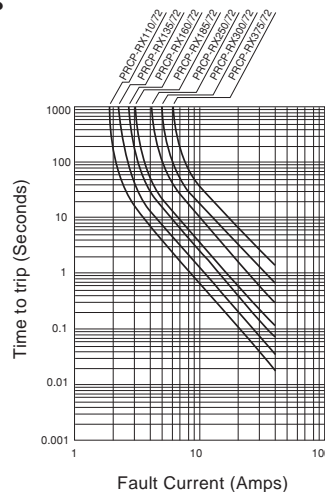
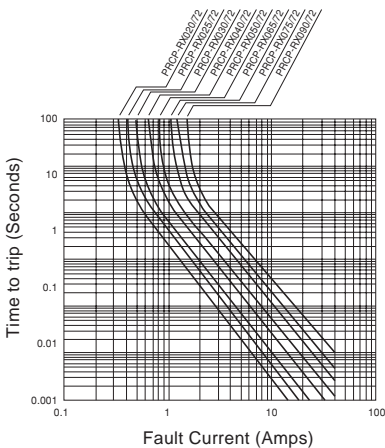
PRCP-NSMF Series



PRCP-MSMF Series

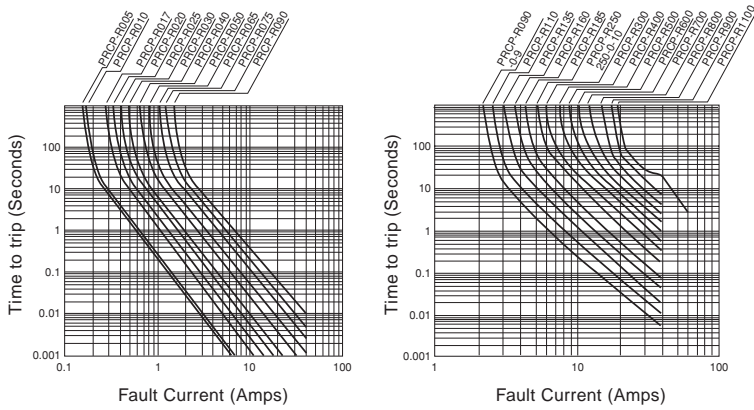


PRCP-RX/72 Series




TYPICAL TIME TO TRIP AT 23 °C

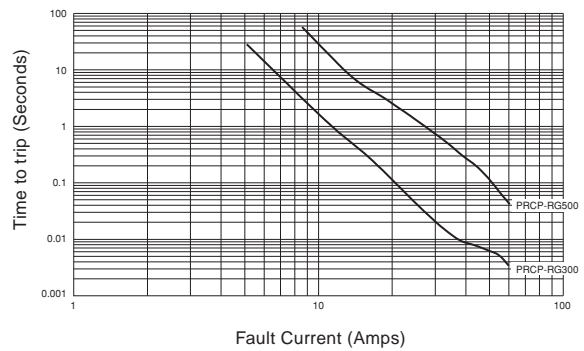
PRCP-R Series



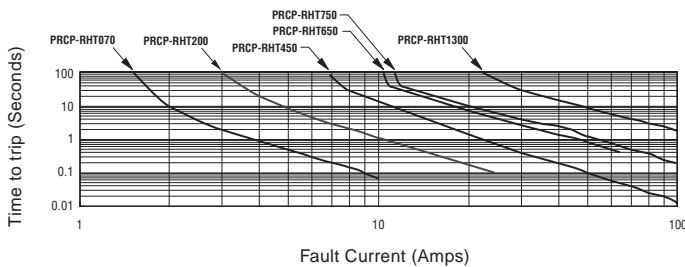
PRCP-USMF Series



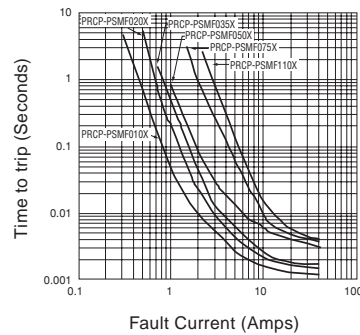
PRCP-RG Series



PRCP-RHT Series



PRCP-PSMF Series



PACKAGING SPECIFICATIONS

Surface Mount Type

Packaging option	Tape and Reel			
	- 2			
Quantity (pcs/reel)	1000	1500	2000	3000
PRCP-SM 030 ~ 125, 260			○	
150 ~ 250		○		
PRCP-MSMF 010 ~ 030		○		
050 ~ 200, 260			○	
250/16X	○			
PRCP-SMDF				○
PRCP-USMF				○
PRCP-NSMF				○
PRCP-PSMF				○

Radial Leaded Type

Packaging option	Bulk packaging	Tape and Reel		
		- 2		
Quantity (pcs/reel)	500	1000	1500	3000
PRCP-R 005 ~ 160	○			○
PRCP-R 185 ~ 400	○		○	
PRCP-R 500 ~ 1100	○			
PRCP-RX 020/72 ~ 090/72	○			○
PRCP-RX 110/72 ~ 160/72	○		○	
PRCP-RX 185/72 ~ 375/72	○	○		
PRCP-RHT 070 ~ 200	○			○
PRCP-RHT 450 ~ 650	○		○	
PRCP-RHT 750 ~ 1300	○	○		
PRCP-RG	○			○

DEFINITIONS OF SYMBOLS AND TERMS IN DATASHEET

V max : Maximum voltage

The maximum voltage a P.R.C.P. device can withstand without damage in its tripped state. The device may be damaged if you apply the voltage bigger than Vmax.

I max : Maximum current

The maximum fault current a P.R.C.P. device can withstand without damage at the rated voltage. The device may be damaged if you apply the current bigger than Imax.

I hold : Hold current

The maximum current a P.R.C.P. device will not trip under specified conditions at 23 °C.

I trip : Trip current

The minimum current that will switch a P.R.C.P. from the low resistance to the high resistance state under specified conditions at 23 °C.

R min : Minimum resistance (Initial)

The minimum device resistance under specified conditions at 23 °C.

R max : Maximum resistance (Initial)

The maximum device resistance under specified condition at 23 °C.

R 1max : maximum resistance after past trip of past reflow

The maximum device resistance one hour after at 23 °C. a P.R.C.P. device has been tripped or been reflow-soldered.

Time to trip

The time for a P.R.C.P. device to trip. It will be in inverse proportion to the value of the current through the device.

Tripped power dissipation

Power dissipated from the device while in the tripped state at 23 °C.

Power is calculated by the applied voltage and the current through the device.

P.R.C.P.
POLYMER RESETTABLE CIRCUIT PROTECTORS

SELECTION GUIDE FOR THE OPTIMUM P.R.C.P. DEVICE

To select the optimum P.R.C.P. device, you have to consider the relations between the device parameters and operating conditions

Step for selection

Step 1: Select a suitable P.R.C.P. model which has the maximum voltage greater than the maximum circuit voltage.

Step 2: Select a suitable P.R.C.P. model which has the I hold current greater than "Normal operating current" at "Operating Temperature" by using the "Thermal Derating chart - I hold, I trip".

Step 3: Check the time to tripped state using the "Typical Time to trip at 23 °C" for selected model.

Operation condition	Device parameter
Maximum circuit voltage (V)	V max: Maximum voltage
Normal operating current (A)	I hold: Hold current (A)
Fault current (A)	I trip: Trip current (V)
Operating Temperature (°C)	Thermal derating chart (I hold, I trip)

PRECAUTIONS BEFORE USING

- P.R.C.P. devices are intended for the use of protection against the overcurrent fault, and should not be used where repeated or continuous fault conditions for the trip are expected.
- P.R.C.P. devices may be damaged by the abnormal heat generation caused by the application of the voltage greater than the maximum voltage.
- P.R.C.P. devices trip at the temperature of about 125 °C.
- The devices may trip at the lower current than the expected I trip if the heat generating components are in the neighborhood or may not trip even at the I trip value if the surrounding heat dissipation is super excellent.


Hand- held soldering

It is not recommended for the SMD type of P.R.C.P. using hand-held soldering at mounting.

At the experimental production using hand-held soldering, please pay the attention for the following items.

- At the case of hand soldering, it is very difficult to control the quantity of solder using the wire type solder material. Please use the solder paste and print or dispense it to the board in order to control the quantity of solder appropriately.

Please attach the solder iron tip to the terminal of P.R.C.P. and heat & melt the solder paste.



The Coating material

At tripping operation of P.R.C.P., the temperature of the surface will increase to about 100 degrees C and there is some amount of the expansion toward the thickness.

It is recommended to coat the P.R.C.P. with small amount of the coating material which has the elasticity after hardening and has soft, heatproof nature material (ex. Silicon) and harden it at the temp of 125 degrees C that is lower than the temp at tripping operation of P.R.C.P.


Parallel connection

It is not able to recommend for parallel connection of P.R.C.P. because there is the possibility that does not act trip operation simultaneously, from the reason that the each currents differ by the difference of the resistance value of each device.

POLYMER RESETTABLE CIRCUIT PROTECTORS

NON-STANDARD VERSIONS

Special specification items are possible. From a cost and delivery standpoint, however, it is better to use standard catalog items, so sufficient consideration should be given at the design stage. The following are some examples of special specification items.

● DC motor protection**● Communication equipment**